

LITE 1510 XP
LITE PRO 1510 LP

NEW



CRANKSHAFT
mod. LITE PRO 1510 LP

T.S. Total Stop

1450
RPM

mod. LITE PRO 1510 LP



LITE 1510 XP model



LITE PRO 1510 LP model

Equipped with:


- Three steel pistons, brass axial pump head with built-in by-pass valve (LITE 1510 XP)
- Three full ceramic pistons, brass linear pump head with by-pass valve (LITE PRO 1510 LP)
- Easy to transport thanks to a practical top grip and anti-vibration supports
- Induction 2-pole motor (2800 rpm) on LITE 1510 XP model • 4-pole motor (1400 rpm) on LITE PRO 1510 LP model • Glycerine pressure gauge. • EASY START device
- Total Stop system • Rotary switch • Motor thermal protection

Standard equipment:


- 0.966.0093 Gun G1/4" M (mod. LITE 1510 XP)




- 0.966.0092 Gun G3/8" M (mod. LITE PRO 1510 LP)



- 0.966.0096 Lance M22 high/low pressure (mod. LITE 1510 XP)



- 0.966.0094 Lance M22 high/low pressure (mod. LITE PRO 1510 LP)



- 0.966.0097 Nozzle (mod. LITE 1510 XP)

- 0.966.0037 S.S. nozzle (mod. LITE PRO 1510 LP)



- 0.966.0098 H.p. hose 10 m (mod. LITE 1510 XP)

- 0.966.0099 H.p. hose 10 m (mod. LITE PRO 1510 LP)



- Power cable 5 m

Optional:

- 0.966.0100 ROTOX lance (mod. LITE 1510 XP)
- 0.966.0087 ROTOX lance (mod. LITE 1510 PRO LP)

	LITE 1510 XP	LITE PRO 1510 LP
code	0.066.0031	0.066.0032
operat. pressure/max	135/150 bar-1958/2175 psi	135/150 bar-1958/2175 psi
delivery rate	600 l/h-2.64 GPM	600 l/h-2.64 GPM
abs. power/voltage	2900W - 230V~50Hz 1 ph	2900W - 230V~50Hz 1 ph
motor/pump type/RPM	GXR/2800 RPM	LW-K250/1400 RPM
max. water inlet temperature	60 °C	60 °C
dimension/weight	26x47h37cm/25 Kg - 55 lbs	26x47h37cm/35 Kg - 77 lbs